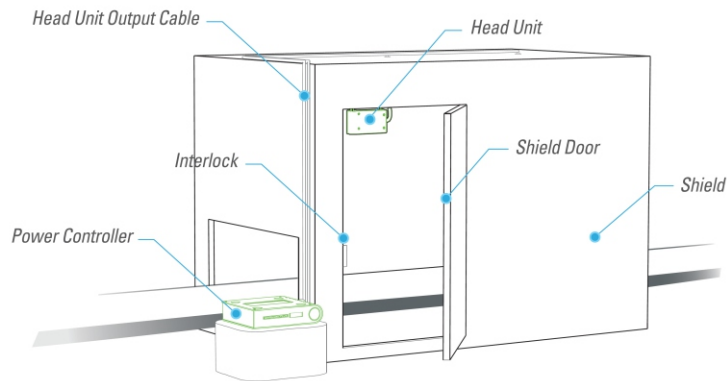


Radiation Shielding Method

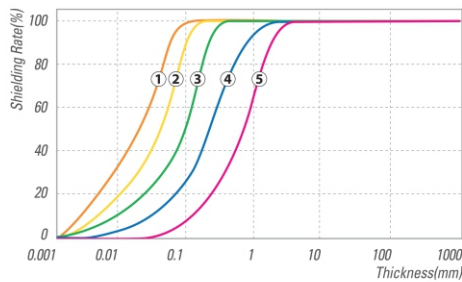
For Soft X-Ray Ionizer



- Please be careful to avoid direct exposure from the soft X-ray, since it may cause any skin problems. Therefore, you need to shield the area where X-ray emits in order to protect yourself. Check your Soft X-Ray Ionizer circumstance first and then apply interlocking system before using X-ray ionizer. Please keep in mind that allowed leakage level for radiation dose is $10\mu\text{Sv/hr}$ or under, So keep your area under the mentioned level all the time. (The leakage level of radiation dose might differ in countries. e.g. South Korea : $10\mu\text{Sv/hr}$)
- Please refer to the below chart for possible materials of shielding and its acceptable thickness.

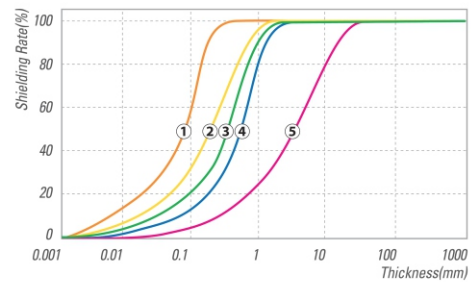
Material Shielding Rate

► Soft X-Ray Ionizer [5kV]



Material	Thickness(mm)
① Copper	Over 0.1
② Aluminum	Over 0.25
③ Glass	Over 0.5
④ PVC (Static-free)	Over 3.0
⑤ Acryl (Static-free)	Over 5.0

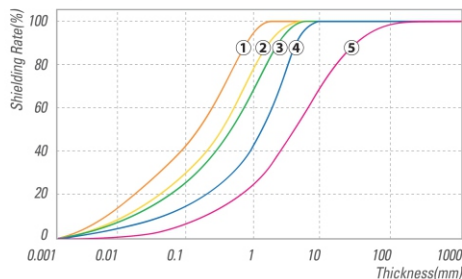
► Soft X-Ray Ionizer [10kV]



Material	Thickness(mm)
① Copper	Over 0.4
② Aluminum	Over 2.0
③ Glass	Over 3.0
④ PVC (Static-free)	Over 5.0
⑤ Acryl (Static-free)	Over 40.0

※ 완벽한 차폐를 위해 8mm 이상의 무정전 PVC 패널 사용을 추천합니다.

► Soft X-Ray Ionizer [15kV]



Material	Thickness(mm)
① Copper	Over 3.5
② Aluminum	Over 6.0
③ Glass	Over 7.0
④ PVC (Static-free)	Over 8.0
⑤ Acryl (Static-free)	Over 120.0

※ 완벽한 차폐를 위해 8mm 이상의 무정전 PVC 패널 사용을 추천합니다.

Radiation

With radiation You can ionize some substance,
Energy flow that radiated substance generates

Radioactivity

The intensity of radiation

Radiation is neither accumulated nor contaminated.

Due to uncertainty that human cannot judge by five senses,
its danger is exaggerated than the actual.

Radiation can be made intentionally, but also stays in the
nature at all times just like other energy flow.